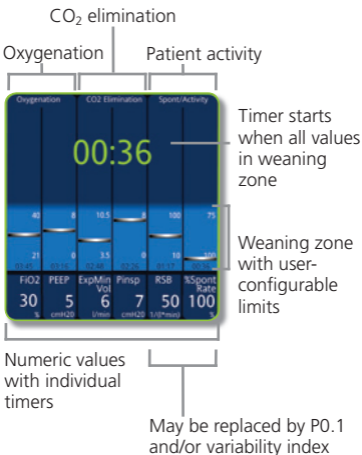
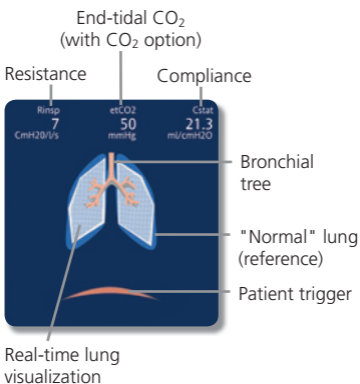


Ventilation Cockpit

Quick reference guide



Ventilation Cockpit

Quick reference guide

The Ventilation Cockpit™ integrates all of this data into intuitive graphics that help you answer two essential questions:

- What is my patient's lung condition, and what kind of ventilation do they need?
- When should I take my patient off the ventilator?



Dynamic Lung

Expands and contracts in synchrony with actual breaths. It displays in real-time:

- Tidal volume
- Lung compliance
- Resistance
- Patient activity

Vent Status

Gives a visual representation of 6 parameters related to the patient and ventilatory support, grouped into:

- Oxygenation
- CO₂ elimination
- Patient activity

Dynamic Lung



Normal lung mechanics,
spontaneous activity



Normal lung mechanics,
no spontaneous activity (e.g., post-op)



Compliant lungs, high resistance
(e.g., COPD), spontaneous activity

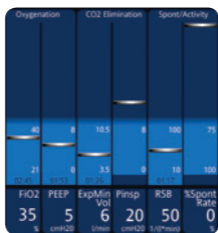


Stiff lungs, medium airway resistance
(e.g., ARDS)

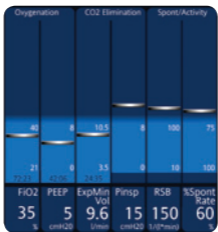
Vent Status



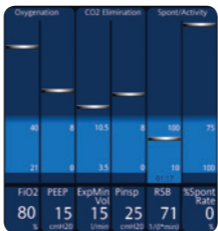
Minimal ventilatory support for the past 36 minutes



Ventilatory support needed



Moderate ventilatory support needed



High ventilatory support needed